


# YOUR UNIFORM

BEAUTY, GROOMING AND ACCESSORIES

NOVEMBER 2022







# WELCOME TO YOUR GUIDELINES

We're offering more flexibility around our uniform guidelines for all of the amazing and diverse people who are at the heart of our brand. We want to celebrate modern Britain and the originality of everyone who wears our uniform.

Our refreshed guidelines relating to hair, make-up, grooming and jewellery are applicable to all colleagues. We encourage them to be embraced by everyone, regardless of gender, gender identity, ethnicity, background, culture, sexual identity, or otherwise.

Although we do need to maintain some regulations for health, safety and consistency, we'd also like to offer suggestions and tips as part of the guidelines, rather than set specific items and looks.

We want every one of you to be yourself at work and feel that you belong when wearing your uniform. We hope you agree that this is another step forward in our commitment to create A Better BA.





A woman with curly hair and a man in a turban are shown in a professional setting. The woman is on the left, looking thoughtfully to the side with her hand near her face. The man is on the right, smiling warmly at the camera. The background is a soft, light-colored gradient.

BE BOLD  
BE PROUD  
BE YOURSELF





YOU MAKE US

BRITISH AIRWAYS





# ALL ABOUT YOU MAKE-UP AND GROOMING



Great for enhancing features, showing your personality or to give a boost for those early morning shifts, make-up can be your best friend. A touch of mascara and lip colour can be applied when wearing our uniform, but if you want to, feel free to go natural.

Concealer and foundation can be good for blemishes and bags under the eyes, but we want to see the best, real you, so make sure any product you choose to use looks natural. Please make sure that any foundation, concealer, blusher or bronzer aligns to your skin tone.





# ALL ABOUT YOU MAKE-UP AND GROOMING



## Eyes

Eyebrows add structure and shape to your face, so make sure they look natural, neat and tidy. Eyebrow gel and pencils can be useful, but keep it minimal and don't go overboard.

If you want to wear eye shadow, we like subtle tones. Nudes, beiges and slightly shimmery tones can look great. If you're in a rush, a slick of black or brown eyeliner is ideal, but don't go too heavy, and draw a soft line. Complement this with a mascara in black or brown.

False eyelashes can add volume, but make sure they look natural and keep them maintained.





# ALL ABOUT YOU MAKE-UP AND GROOMING

## Colours that suit you

If you're going for the natural look, make sure nails are clean, neat and tidy at all times.

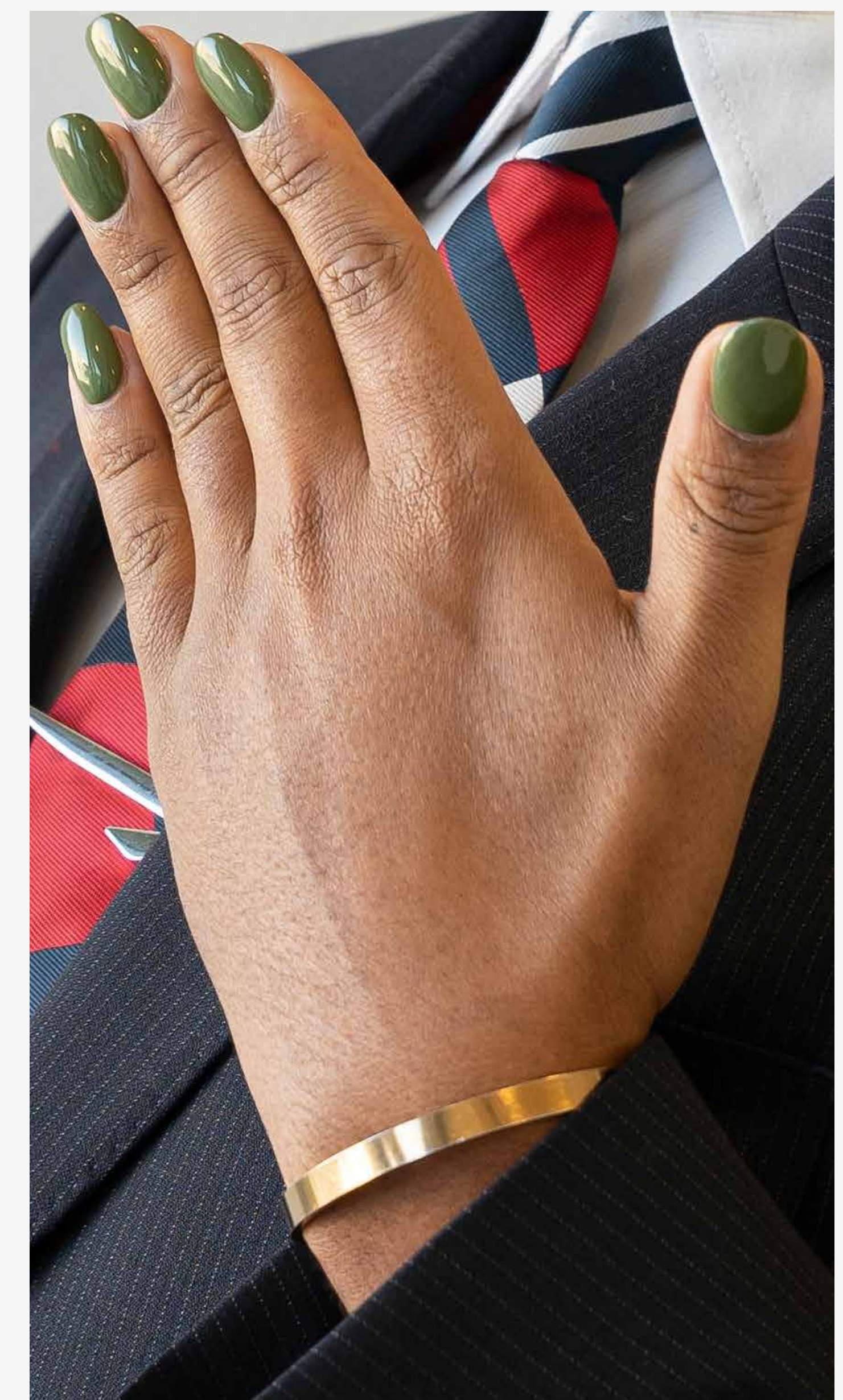
Although nails can add to your look, they also need to be practical, so make sure your nails aren't longer than 1cm beyond your fingertips.

Nails should be kept rounded, square or oval, with no points. Although it can be impossible to avoid the odd breakage, try and keep nails the same length if possible.



For nail polish, you can go for any colour and any shade except neons and black. Keep nails neat and fresh at all times of year and please make sure you stay chip free.

To avoid any clashes with our uniform, keep it simple (such as a classic French) and wear one polish colour, without any patterns, prints, glitter or jewels.



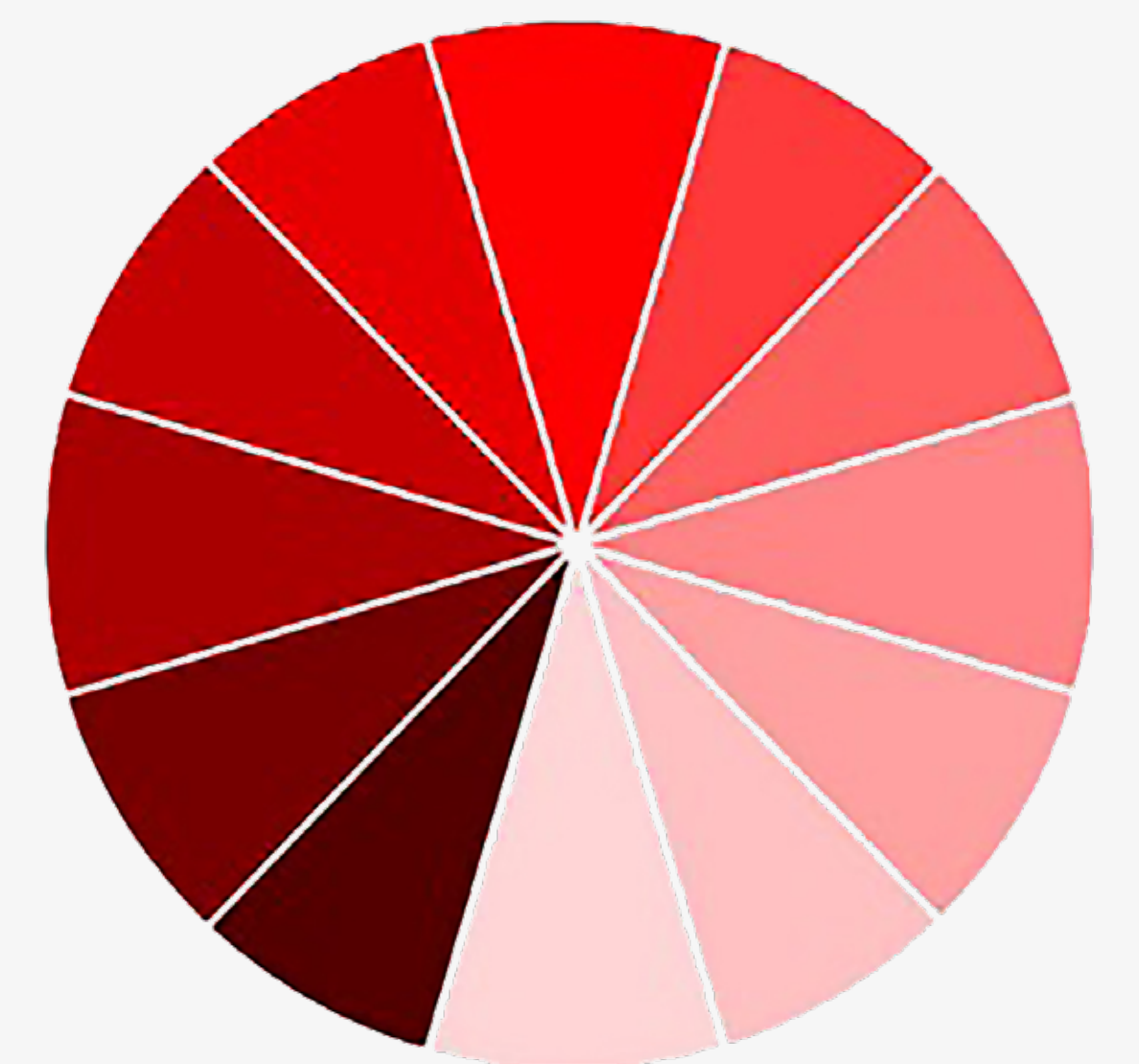


# ALL ABOUT YOU MAKE-UP AND GROOMING



## Lips

Keep lip balm handy for when your lips need some TLC. If you want to, a tint of lip colour can be added to your look. Make sure if you do add lip colour that it complements our uniform by matching it to the colour wheel. If you're wearing lip liner, make sure it blends naturally into your lipstick.





# ALL ABOUT YOU GROOMING

## Beards and moustaches

A beard can make or break your look, so make sure you keep yours clean, groomed and well maintained.

Moustaches aren't just for Movember. Sport yours all year round, just make sure your top lip is visible and no longer than 1.5cm. We recommend a brush to keep it tidy, and always make sure that it's neatly trimmed.

Shaved sides are essential to lots of looks, but avoid shapes or designs shaved into your hair.


Flying colleagues, please refer to the additional guidance on page 22.



## Clean shaven and stubble


Perennially classic, the clean-shaven look never goes out of style. If this is your chosen look, make sure you remember your razor and keep it close cut when on duty. Make sure you don't neglect your neck by keeping it regularly trimmed.

Stubble can also be a good option. If you're going through that awkward growing in stage, keep it neat and tidy, and try to have one length.





ALL ABOUT YOU  
GROOMING





# ALL ABOUT YOU HAIR



We want you to be you.  
We have suggested a  
few styles below for  
those who want some  
inspiration, and would  
love for you to try these  
or something different.



# ALL ABOUT YOU HAIR



Please make sure your hair is clean, neat and professional whilst you're wearing our uniform.

Please make sure your hair is all a similar length, layers are a great way to create movement but avoid significantly different lengths. If you have a fringe, make sure it doesn't cover your eyes.





# ALL ABOUT YOU HAIR



## All shapes and sizes welcome

Keep it neatly brushed, and don't backcomb or build it higher than 5cm. No matter the hairstyle you choose, make sure it adheres to any health and safety regulations for your specific role. Hair colouring is great way to change your look just keep the colours natural looking. We champion afro-textured hairstyles, including afros being worn with our uniform.

Flying colleagues, please refer to the additional guidance on page 22.








## Buns

To look smart and professional, wear it at the back either in the middle or bottom of your head and make sure the size is proportionate. A simple low bun looks good, or if you have time, we like the twisted bun.

## Updos and plaits


Our favourites are the chignon and the braided French twist. Please don't backcomb or build it higher than 5cm.



## Ponytails

Add texture or wear it sleek, ponytails are great if you're in a rush. They work well for mid and longer length hair, worn no higher than the centre of the back of the head.

Flying colleagues, please refer to the additional guidance on page 22.







## Short

Versatile and chic, short hair can work well for most hair types. If hair falls below the base of the collar of your blouse or shirt, it needs to be worn up. If your hair is above the collar, make sure it's pushed back from your face, and neat and tidy.

If you're going for a bob, add texture with subtle waves, or go for smooth and sleek with blunt ends. If you're going really short, make sure hair is one consistent length, and use wax if necessary, to keep hair swept back.

Short and spikey? Go for it, just built up no higher than 5cm please. Always make sure your hair is broadly the same length, avoiding any severe undercuts.





### **Braids, twists and locs**

These look great with our uniform, just pull them back and secure it with an accessory. For cornrows or braids, keep it simple and use beads that are naturally coloured.

Flying colleagues, please refer to the additional guidance on page 22.





# ALL ABOUT YOU HAIR ACCESSORIES



If you need to wear accessories to keep your hair tidy, keep them small, subtle and choose colours that match our uniform. Please don't wear any statement pieces.

## **Doughnuts**

These are good for creating an elegant chignon or ballerina bun. Keep it in proportion and no wider than your head.

## **Hair products**

Please use the styling products you need for your hair, avoiding those that make your hair greasy.

## **Alice bands**

These are a great accessory, avoid ones with teeth and keep them slim, neutral and narrow.





# ALL ABOUT YOU WATCHES



## Always on time, in any timezone

Your watch shouldn't overpower your uniform, so keep the strap simple and have a watch face that is in proportion to your wrist. Choose between a watch or fitness tracker, but please do not wear both.

Whether you're old-school or a tech-lover, an analogue or digital watch both look great with our uniform.





# ALL ABOUT YOU JEWELLERY




## Earrings and piercings

If you have pierced ears, always wear simple, small matching studs when on duty. Stick to one earring in each earlobe. Please remove any other piercings before your duty.

## Add a touch of glamour at 39,000ft

Keep jewellery simple, classic and discreet when on duty and rings should be smaller than your knuckle. Please keep to a total of five rings, with no more than three on one hand.



## Bracelets and necklaces

For safety reasons, please don't wear any solid bangles without a fastening. However, feel free to wear up to two bracelets but keep them simple and discreet.

The Sikh bangle is permitted to be worn with the uniform with long or short-sleeved shirts.

If you want to wear a necklace, make sure it's covered by your uniform, and not on display.



# ALL ABOUT YOU GLASSES



## Your windows to the world

For both spectacles and sunglasses, make sure your glasses are smart and professional. Size-wise, keep them proportionate to your head. Keep gemstones and diamantes to a minimum. We prefer less patterned and more subtle designs, tortoiseshell looks great.

If you wear lenses, make sure they're either clear or a natural, unnoticeable colour.



Whenever you're not wearing your spectacles or sunglasses, put them somewhere safe, and please don't wear them around your neck, for health and safety reasons.



## Sunglasses

Make sure you only wear them outside (or on the flight deck), and do take them off whenever you're speaking to a customer, as eye contact matters.

Go for either sunglasses or spectacles, rather than Photochromic (colour changing) glasses.





# ALL ABOUT YOU LUGGAGE



## Flight bag

Feel free to bring a briefcase (rather than a rucksack), make sure it's leather / leather-look or other high-quality material, and in either blue or black.

## Suitcases and cabin bags

Make sure your suitcase is in keeping with our uniform, and go for dark blue, dark grey/silver or black. Avoid any stickers or decorations, to keep it clean and professional. If you'd like to put a luggage tag on your suitcase, please keep this plain.

All bags and suitcases are your responsibility, and it's essential to keep them closed and secure when not in use. British Airways cannot be responsible for the repair and general upkeep of the bag.



## Handbags

If you want to use a handbag, please choose a navy or black, plain tote style bag, or the Tanner Krolle bag goes very nicely with our uniform.



# FURTHER GUIDANCE FOR ALL FLYING COLLEAGUES

# HEALTH AND SAFETY

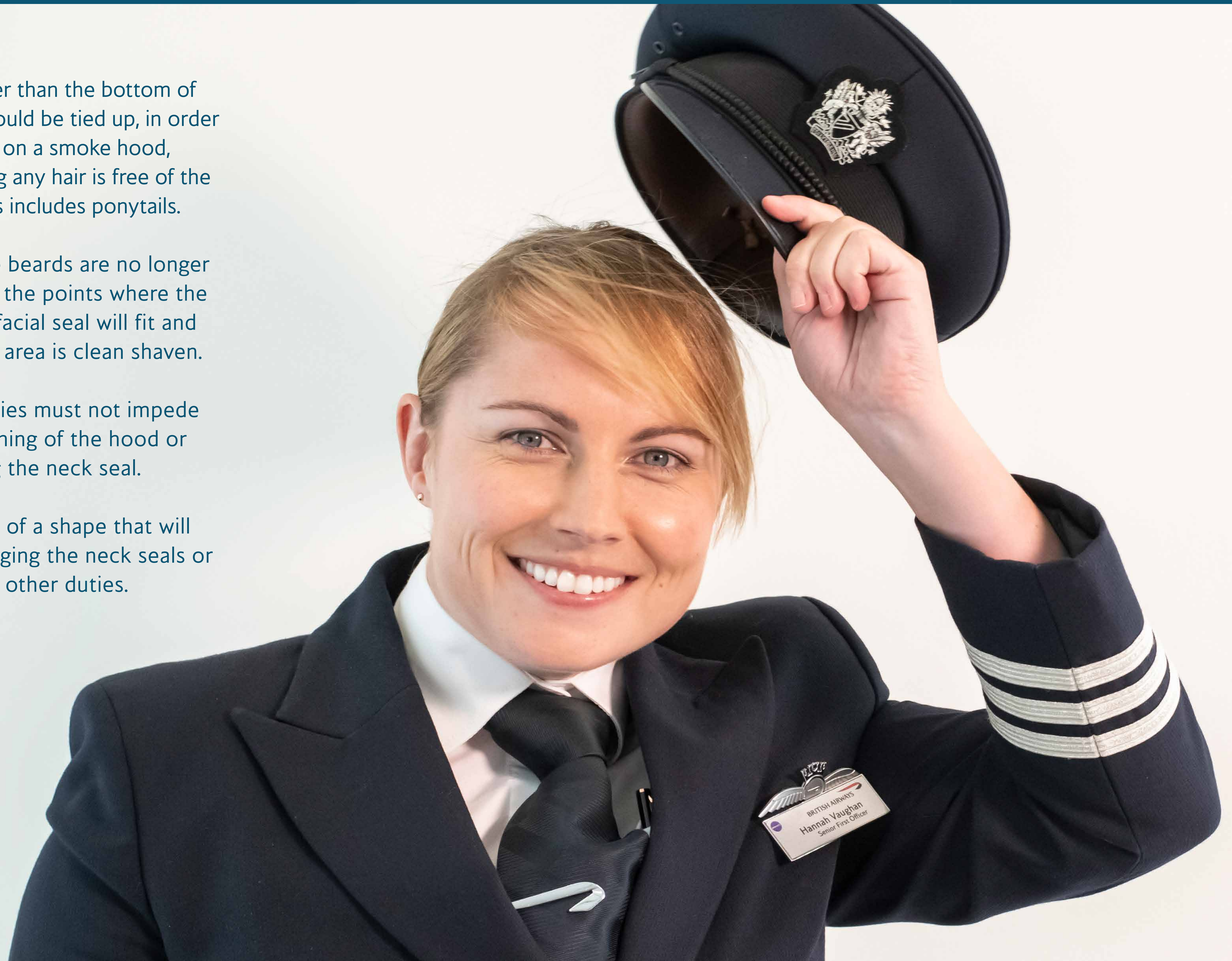


Hair any longer than the bottom of your collar should be tied up, in order to quickly put on a smoke hood, whilst ensuring any hair is free of the neck seal. This includes ponytails.

Please ensure beards are no longer than 1.5cm at the points where the smoke hood facial seal will fit and that the neck area is clean shaven.

Hair accessories must not impede the swift donning of the hood or risk damaging the neck seal.

Nails must be of a shape that will not risk damaging the neck seals or interfere with other duties.





# SUPPORTING YOU

We are here to support you, so please speak to your line manager or local management team if you have particular requirements relating to your religion or belief, disability, gender identity or any health concern associated with wearing the uniform.

